






Fall arrest anchor
for train and
heavy vehicle
applications.



Secure Anchor Systems recommends that all anchor installers & users be 'competent' in accordance with AS 1891, relevant Codes of Practice and applicable OH&S acts in your state.



Secure Anchor Systems always recommends placement of anchors using a 'fall restraint' methodology and working in a 'fall restraint' mode when working at heights.

Product Description

A surface mounted stainless steel anchorage to suit an appropriate structural substrate equal to or better than 1.2mm thick Grade 250 steel sheet providing height safety in fall arrest and restraint applications.

LIMITATIONS:


The anchor is rated to 15kN for single person fall arrest only and is not to be utilised by more than one person at any time in accordance with AS/NZS 1891.4 (Table 3.1).

SUBSTRATE REQUIREMENTS:

Apply the TV09 to a substrate of a vehicle or building that is equal to or better than 250 grade mild steel or aluminum equivalent with a minimum thickness of 1.2mm. This substrate must be adequately fixed to other members strong enough to withstand 15kN of load.

FLASHING:

The TV09 requires no additional flashings.



Technical Data

(Please specify application to ensure correct screw fixings are supplied)

Weight (approx.): 350 Grams
Dimensions (overall): 60mm x 110mm x 15mm nominal
Fixings: 10 off Stainless Steel 3/4" (6.4mm) Pop Rivets
or 10 off M6 15 x 25mm Metal Batten Tekes

COMPOSITION AND MATERIALS:

The TV09 is composed of 304 Stainless Steel in a mill finish with a stainless steel D-Ring.

APPLICABLE STANDARDS:

Australian/New Zealand Standard 1891.4.

Maintenance

The TV09 should be checked annually at the very least by a 'competent' person or as required and/or detailed in Government OH&S Acts, Codes of Practice and all applicable building codes. The TV09 Anchor must also be checked prior to any attachment or use ensuring that the anchor has not been subject to any fall loads nor that it has been tampered with.

Installation

Following is a general summary of the installation method. If there is any doubt as to the surety or application of this bracket please contact Secure Anchor Systems.

APPLICATION & FASTENING:

Ten (10) fasteners are required on the TV09 roof anchor; M6 metal batten tekas are preferred for strength over pop rivets, however pop rivets will give you a cleaner finish where the underside is exposed. The EPDM separation strip attached to the base of the anchorage must be in place when fixing the anchorage to any substrate. This EPDM separation strip provides weatherproofing as well as separating the stainless steel anchorage from a dissimilar base.

Distribution by:
Shingles Supply Pty Ltd
Australia & International
Order: 1300 131 881
Enquires: +61 2 9317 3553
PO Box 1346 Moss Vale NSW 2577
shinglessupply.com.au



**SHINGLES
SUPPLY**
Roofing products & safety equipment